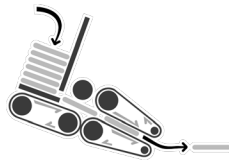


Friction Feeder

BF3-300

BasicFeeder




Application

The universal feeder for flat products (paper, cardboard, plastic, film, etc.)
Can be integrated in paper converting, subsequent processing and wrapping machines

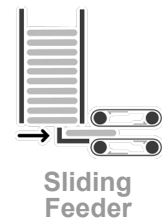
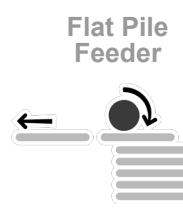
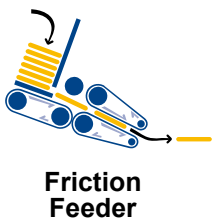
Technical Data		Products	
Performance	10 - 100 m/min up to 100 cycle/min.	Feeding length	25 bis 350 mm
Power supply	230 V / 50 Hz, 300 W	Feeding width	60 bis 300 mm
Control	K-Logic	Quality	min. 60 gr/m ²
		Thickness	0.1 - 12 mm

Standard Properties

- ❶ Magazine loading: 300 mm, 3-S system
optional other heights
 - ❷ Quick adjustment of the product thickness
(air gap, exit extension, magazine),
mechanic display
 - ❸ Swiveling exit extension 150 mm
optional other lengths
 - ❹ K-Logic, Touchpanel
 - ❺ Individually adjustable and reproducible
stack support
- Feeding width 300 mm standard
 - Product feeding: Single
 - Missing sheet detection by product run-time
monitoring
 - Servo motor, infinitely adjustable
 - Minimum stack level monitoring in magazine
 - Reproducibility at all set points by means of
scales
 - Compact design, control unit demountable



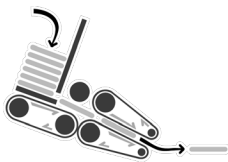
Technical details and further options see back side



Friction Feeder

BF3-300

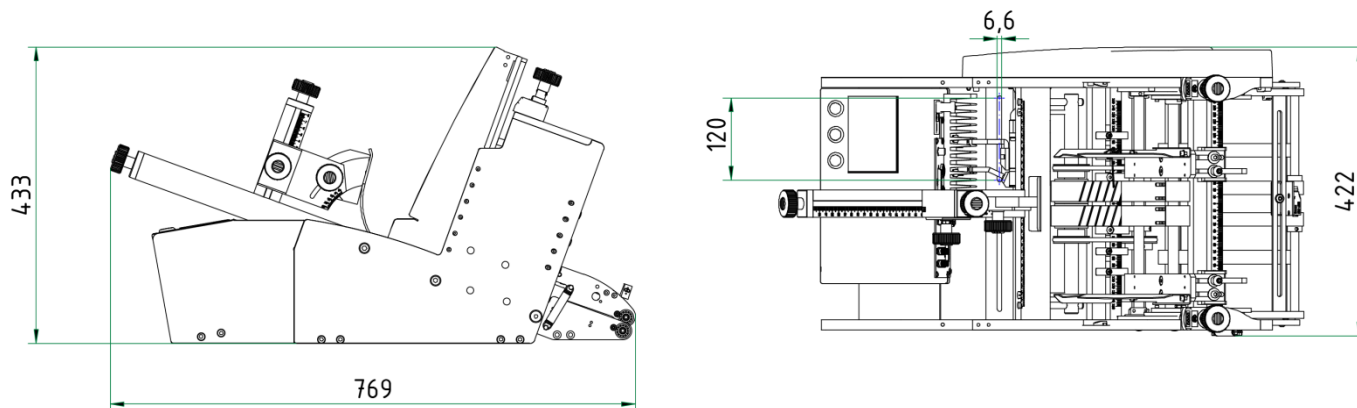
BasicFeeder



Technical Data (Standard Configuration)

Formats (special formats possible):	min. 25 x 60 mm (wide side leading), max. 350 x 300 mm (short side leading)
Belt speed / Feeding performance (depending on product):	10 - 100 m/min, up to 100 Products/min (DIN-A4 format cross)
Product passage:	Min. 0.1 mm, max. 12 mm, paper quality min. 60 gr/m ² , product dependent
Magazine loading (depending on product):	Standard 300 mm, DIN A4 max. 50 mm with 80 g/m ² paper weight
Drive:	Servo motor, infinitely adjustable
Control:	PLC control; PLC interface 15 pins; Ethernet communication vis Modbus TCP; daily counter; Protection type IP 40; 3,8" touchpanel; self-control functions with diagnosis information, fault messages, parameter selection, product length setting for missing sheet control, operator language selectable (D, E, F Standard), etc.
Supply voltage / Power input:	230 V / 50 Hz, 300 W
Air supply:	6 bar, dry, non-oiled air; connection 1/4", air consumption 100 l/min (w. 2 suction chambers)
Dimensions (B x T x H) / Weight:	770 x 422 x 785 mm (exit extension 150 mm, standard stack height), approx. 55 kg, depending on application
Sound level (with 2 suction chambers)	Max. 70 dB (A), with pressure air 6 bar

Dimensions (Standard unit, 300 mm)



Options

Magazine/Loading

- Magazine height 600/800/1,000 mm
- Angled magazine with increased autonomy (up to 1,200 mm)
- Autoloader 500 – 3,000 mm (inline or 90°)
- Roller support extension up to 500 mm
- Electric or pneumatic vibrator in stack magazine, can be switched off

Integration of Peripheral Devices

- Marking systems (labeler, printer)
- Gluing systems (hot melt glue, cold glue etc.)
- Control systems (scanner, camera, etc.)
- Folding device
- Ionization unit

Controlling

- Signal lamp (1 to 3 colors)
- Level control in magazine/autoloader
- Double sheet control electro mechanic/ultrasonic solution

Separation

- Pusher for separation instead of friction wheel
- Anti-static unit for film products
- Intermediate belts for products with feeding length < 60 mm

Transportation

- Shingling conveyor
- Reception tray, can be adjusted to different formats
- Flighted belt conveyor
- Suction belt 2 to 4 lanes
- Alignment conveyor left/right

Counting & Positioning

- Buffer rake for stacking
- Down pressing unit
- Servo linear positioning device

Outfeed Options

- Exit extension 300 mm, 500 mm
- Exit extension inclination angle 90° (downwards/upwards)
- Adjustable lateral guidings in exit extension
- Ejection of faulty parts

Other

- Feeding width 100 – 400 mm
- Floorstands: movable, vertically adjustable (mechanical or motorized)
- Pre-defined wear part packages
- Special versions by request

